

FACILITY MARKING WORKBOOK

A Comprehensive
Step by Step Evaluation

DFR 43567

DFR 43567

HGF12315

RET 5477



CREATIVE
safety supply

Table of Contents

How to Use This Workbook.....	3
About Industrial Labeling.....	4
About Floor and Wall Signs.....	5
About Floor Tape.....	6
Facility Marking Project Information.....	7
OSHA Compliance and Safety.....	8
Pipe Marking.....	14
Electrical Hazards.....	20
Hazardous Materials.....	25
Warehouse.....	29
Personal Protective Equipment.....	36
Custom Signage.....	40
Floor Marking.....	44
Additional Signage Worksheets.....	51

How to Use This Workbook

This workbook was designed to help assist you identify and optimize areas in your facility where visual communication is needed.

Take this book as you walk around your workplace, and log labels, signs or other visual items that are needed. Note that all facilities are different, so some areas may not apply.

When you have completed your tour and have your list of items, please give us a call at 1-866-777-1360 and we'll make sure you get the correct visual markings for your facility. You can also place your order online at www.creativesafetysupply.com.

Questions? Call us at 1-866-777-1360.



CREATIVE
safety supply

The leaders in visual safety™

About Industrial Label Printers

Label printing may seem like such a small component of a business practice, but it can truly yield BIG results.

When work environments are labeled effectively, employees work safer and processes run smoother. In addition, OSHA, NFPA, and ANSI compliance can also be achieved with appropriate facility labeling.

Printing labels right in-house allows you to customize them as desired, and is more affordable and more efficient than buying them elsewhere.

Be sure to select a printer that meets your labeling needs. A good printer should:

- be high quality with a good warranty.
- have software that is easy to understand so you can get up to speed quickly.
- be able to print labels in dimensions that are useful to your business.
- be easy to connect, operate and load ribbon and print supply.



About Floor and Wall Signs

Floor signs should be able to handle heavy duty industrial traffic, water and chemical spills, and resist UV damage. Purchase floor signs from a company that will guarantee their use in industrial areas.


Wall signs should be made of durable material. Some sign materials are not meant to be used outdoors. They may be prone to fading, and the sign material itself may not stand up to elements.

Adhesive backing makes installation easy. Make sure the surface is clean and free of oil and other liquids that will compromise the adhesive.

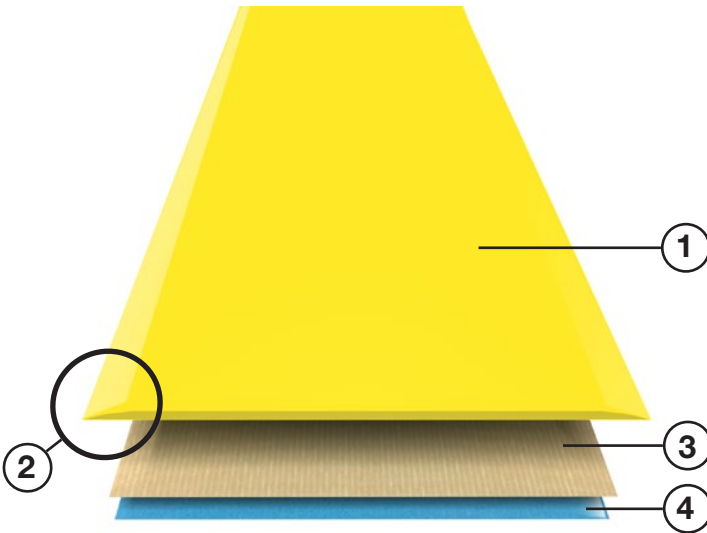
If your signs are likely to be placed where they will have excessive scuffing or traffic, use a clear protective film to extend the life of the sign.

If your facility has unique sign requirements, look for a vendor that can produce the custom signs you need.

Creative Safety Supply has a wide selection of floor and wall signs. Additionally we can print custom signs to fit your needs. Call today. 1-866-777-1360.



About Floor Tape



What makes a good floor tape? Let's start from the top:

1. Tape Material. The material used for floor tape should maintain its functioning power through chemical and grease spills, truck and forklift traffic, and even pallet wear and tear.

2. Contoured edges. Contoured/beveled edges create a smoother transition so forklift forks don't snag and pull up the tape.

3. Industrial adhesive. The adhesive should be aggressive enough to cling to porous and non-porous surfaces.

4. Removable liner. A removable liner makes installation of the floor tape easier. The installer can cut the tape to the desired length and position them with the liner in place. This makes it possible to very accurately place the tape before removing the liner to expose the adhesive.

Facility Marking Project Information

Use this sheet to note the details of your marking project.

Project description

Project Lead	phone	email
Other project contacts	phone	email
	phone	email
	phone	email
	phone	email

Project location (physical address and/or building number)

Project start date

Estimated completion date

Project timeline

Planning

Material requisition and delivery

Installation

Review

DIE CUTTERS INC.
CENTRALIA, IL
1-877-7DIECUT (1-877-734-3288)
GREEN-CUT FLATBED DIE CUTTER
MODEL NO. 7001
SERIAL NO. 8071
DATE MFG. 10/21/13
www.diecuttersinc.com sales@diecuttersinc.com

CAUTION
DO NOT OPERATE
THIS MACHINE WITHOUT
GUARDS IN PLACE.

WARNING

KEEP HANDS
OUT OF
MACHINERY

www.DieC

Notes for this section

A large rectangular area filled with a fine grid of small squares, intended for writing notes. The grid is composed of light gray lines on a white background.



FREE

Pipe Marking Guide



Take the mystery out of marking your pipes according to OSHA and ANSI standards. Download our FREE Pipe Marking Guide today to learn more about:

- Color guidelines
- Label placement
- Label size requirements
- Direction of flow
- Content abbreviations



DOWNLOAD NOW

CSLINKS.CO/PIPEGUIDE

NITRIC ACID



HYDROFLUORIC ACID



HYDROCHLORIC ACID



POTASSIUM HYDROXIDE



DR. WAYER RETURN

Notes for this section

A large rectangular area filled with a fine grid of small squares, intended for writing notes. The grid is composed of solid lines forming a larger grid, with each square in that grid further divided into a smaller grid of 10x10 tiny squares.





0-15V.DC SUPPLY
PRI. SEC.



0-30V.DC SUPPLY
PRI. SEC.



0-15V.DC SUPPLY
PRI. SEC.



DANGER
HIGH VOLTAGE
ELECTRICITY



0-15V.DC-20A

0-30V.DC-15A



Notes for this section

A large grid of graph paper for taking notes. The grid consists of 20 columns and 30 rows of small squares. The grid is enclosed in a black border.

Notes for this section

A large rectangular area filled with a fine grid of small squares, intended for writing notes. The grid is composed of approximately 30 columns and 40 rows of squares.



Notes for this section

A large rectangular area filled with a fine grid of small squares, intended for writing notes. The grid is composed of light gray lines on a white background.



Notes for this section

A large rectangular area filled with a fine grid of small squares, intended for writing notes. The grid is composed of approximately 30 columns and 40 rows of squares.

Notes for this section

A large grid of graph paper for taking notes. The grid consists of 20 columns and 30 rows of small squares. The grid is enclosed in a black border.




The leader's
safety

The leader's in visual safety
CREATIVE
safety supply
www.creative-safety-supply.com



FREE

Floor Marking Guide



Unsure of regulations, standards, or requirements for marking your floors? Download our FREE Floor Marking Guide today to learn more about:

- Aisle width requirements
- Safety & efficiency improvements
- Traffic levels
- Floor tapes vs paint
- Color standards



DOWNLOAD NOW CSLINKS.CO/FLOORGUIDE

Floor Marking cont'd

Floor marking shapes

Corners	Qty	Color

Floor marking shapes

T's	Qty	Color

Floor marking shapes

X's	Qty	Color

Floor marking shapes

Other shape	Qty	Color

Floor Marking cont'd

Door swing area

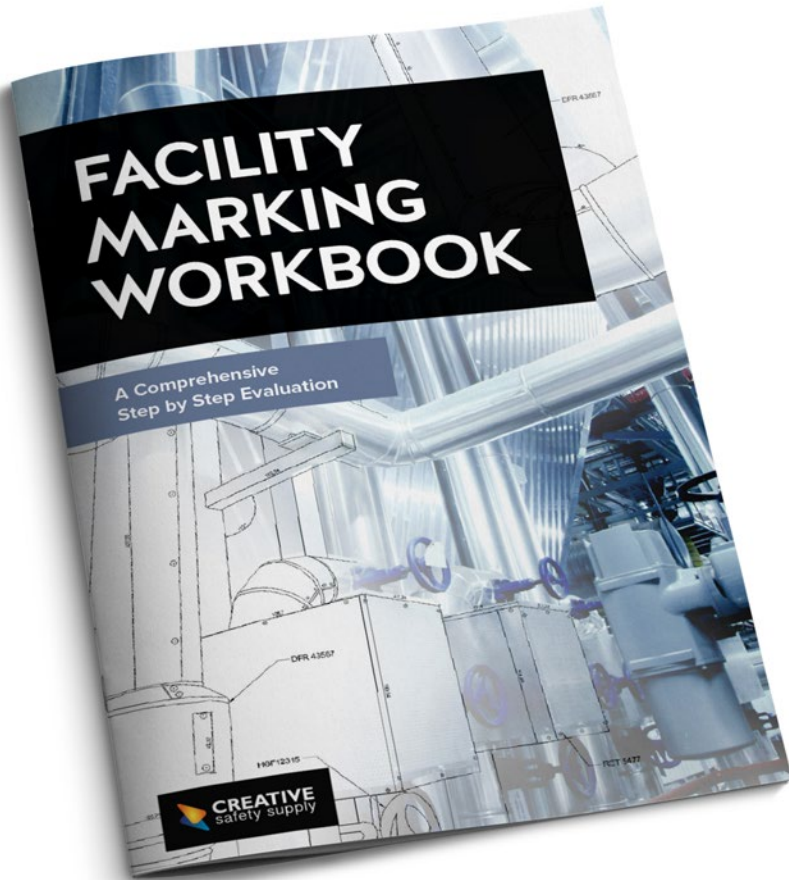
Diameter of swing	Location

Wayfinding floor signs

Type of sign	Qty	Location

Notes for this section

A large rectangular area filled with a fine grid of small squares, typical of graph paper, intended for writing notes.




Did you find this workbook useful?

Do you have suggestions for ways we can improve it?

Please contact us with feedback about this workbook, and/or any guides you receive from us to help with your facility marking. Our goal is to create and distribute materials that are relevant and useful to our customers.

Send your comments by email to **info@creativesafetypublishing.com**.

Additional Notes

A large grid of graph paper for taking notes. The grid consists of 20 columns and 30 rows of small squares. The grid is enclosed in a black border.

A large rectangular area filled with a fine grid of small squares, typical of graph paper, intended for taking notes or drawing diagrams.



the safety brief

FREE PODCAST

2 - 3 MINUTE EPISODES

The short safety podcast for busy safety managers

featuring Dan "Safety Man" Clark

- Loading Dock Safety
- Machine Guarding
- Flame Resistant Clothing
- Ammonia Hazards
- Machine Safety At Work
- ...and more



LISTEN FREE AT [THESAFETYBRIEF.COM](https://thesafetybrief.com)



SAFETY EXPERTS

TALK


FREE PODCAST

15 - 60 MINUTE EPISODES

Informative and engaging Podcast conversations with leaders in the fields of Safety, 5S, Lean Six Sigma and Lean Manufacturing.



LISTEN FREE AT [CSLINKS.CO/PODCASTS](https://cslinks.co/podcasts)



FREE

Pocket Reference Guides

Convenient credit card/
business card size

- GHS Labeling
- 5S Method
- Pipe Marking
- Forklift Safety and more...

Call us to request your
free pocket guide(s)

1-866-777-1360



WALL & FLOOR SIGNS

- EXTREMELY STRONG
- FORKLIFT RESISTANT
- CUSTOMIZABLE
- LOW PROFILE
- COST EFFECTIVE

Shop all signs

creativesafetysupply.com

1-866-777-1360



LABELTAC[®]



Print professional signs
and labels from any computer.



on all LabelTac[®] Models

- **Lifetime Warranty** and Support
- **Free shipping** on orders to US/Can*
- **Save up to 75%** vs other methods

*Some restrictions may apply

- ✓ **Safety**
- ✓ **Lean & 5S**
- ✓ **OSHA**
- ✓ **Pipe Marking**
- ✓ **GHS & NFPA**
- ✓ **Arc Flash**
- ✓ **Warehouse**
- ...and more



Request free printed samples or learn
more about LabelTac[®] printers

labeltac.com

1-877-356-6584

SAFETYTAC®



Other floor marking tapes
just can't compare.

- Resistant to damage from forklifts, trucks, and other equipment
- Easy to apply, easy to clean
- Several varieties to best fit your application



I've personally laid down thousands of feet of floor tape and I can confidently say nothing compares to SafetyTac floor tape. The tapered edge stands up to relentless punishment and the tape lays out straighter than any other product we've tried. The best part is that a year later our markings are still bright and clean. Thank you for producing a product that finally meets our needs. - *Chris C., Mfg Engineer, Aftech*



Watch demonstration videos and learn more about SafetyTac® at

safetytac.com

1-888-246-6770



Label + Sign Printers



5S + Lean Tools

Tools for a safer, smarter workplace.



Safety + First Aid Products



DVD's + Training



Floor Marking Tapes

The leaders in visual safety™

creativesafetysupply.com
1-866-777-1360

